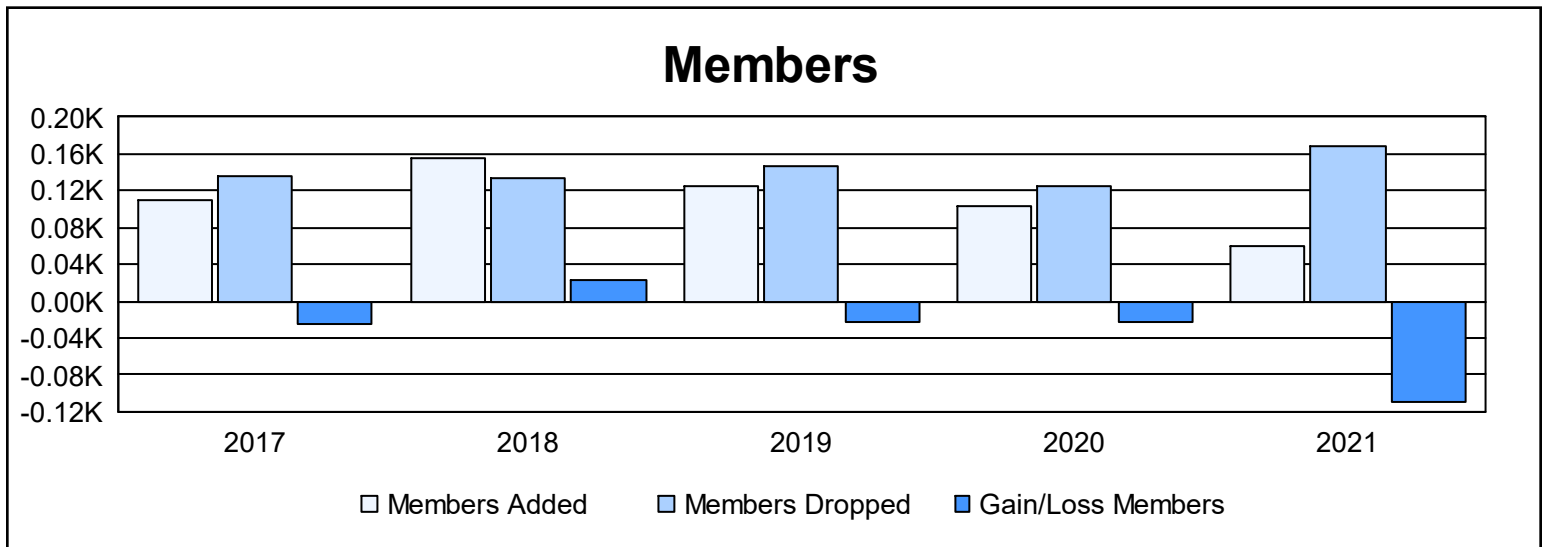
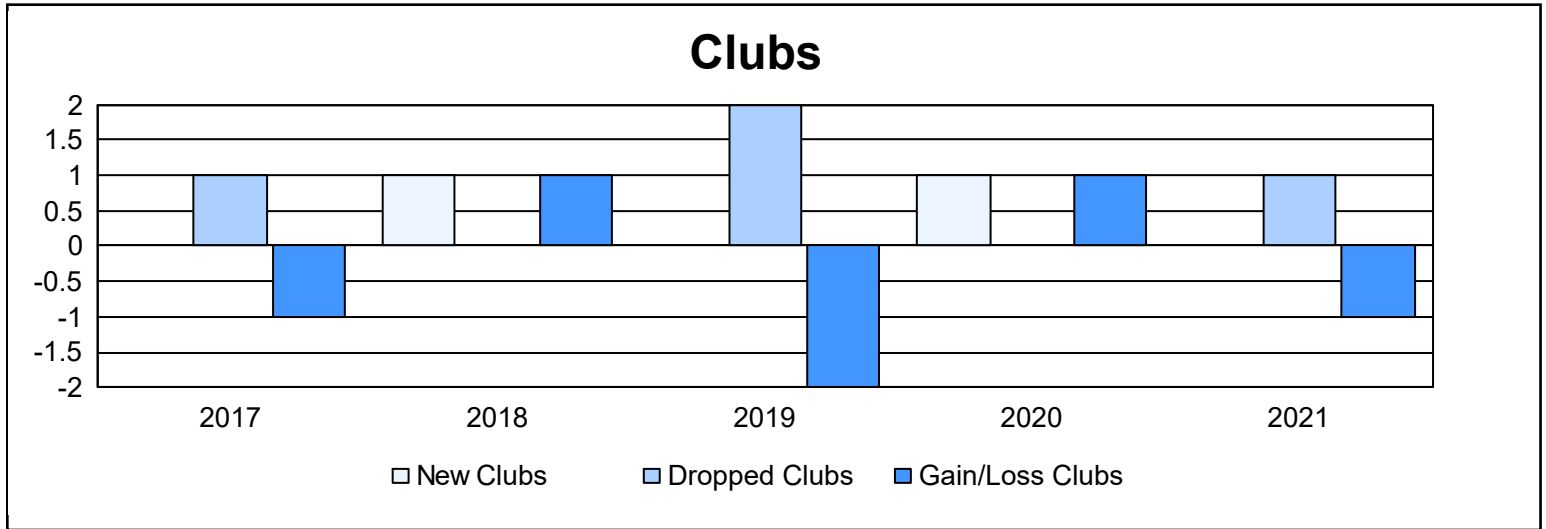
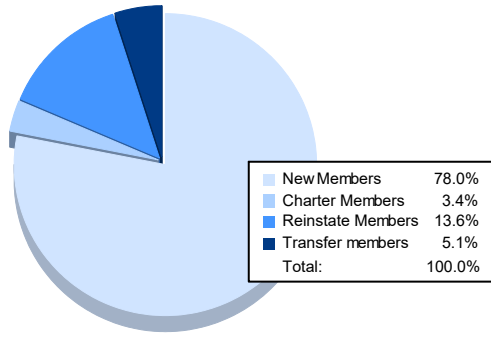


| Year           | New Clubs | Dropped Clubs | Gain/ Loss Clubs | New Members | Charter Members | Reinstate Members | Transfer Members | Total Member Added | Total Members Dropped | Gain/ Loss Members |
|----------------|-----------|---------------|------------------|-------------|-----------------|-------------------|------------------|--------------------|-----------------------|--------------------|
| 2016-2017      | 0         | 1             | -1               | 98          | 2               | 3                 | 7                | 110                | 135                   | -25                |
| 2017-2018      | 1         | 0             | 1                | 114         | 31              | 6                 | 5                | 156                | 133                   | 23                 |
| 2018-2019      | 0         | 2             | -2               | 98          | 13              | 6                 | 7                | 124                | 147                   | -23                |
| 2019-2020      | 1         | 0             | 1                | 79          | 21              | 0                 | 3                | 103                | 126                   | -23                |
| 2020-2021      | 0         | 1             | -1               | 46          | 2               | 8                 | 3                | 59                 | 168                   | -109               |
| <b>Average</b> | <b>0</b>  | <b>1</b>      | <b>0</b>         | <b>87</b>   | <b>14</b>       | <b>5</b>          | <b>5</b>         | <b>110</b>         | <b>142</b>            | <b>-31</b>         |



### Membership Composition June 2021 Cumulative



### Gender Composition June 2021 Cumulative

